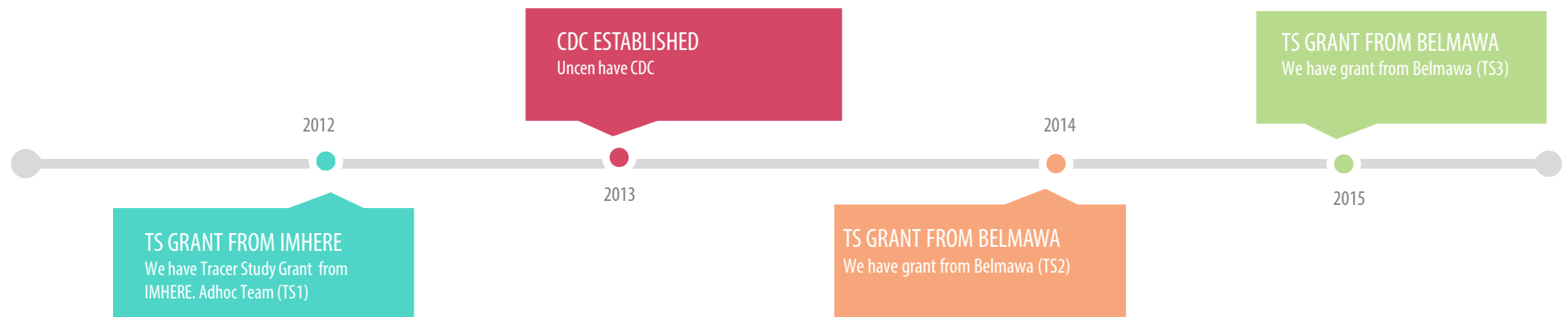


 *Tracer Study of  
Cenderamasih University*

*Career Development Center (CDC)  
Cenderamasih University.*



# Tracer Study in Cenderamasih University

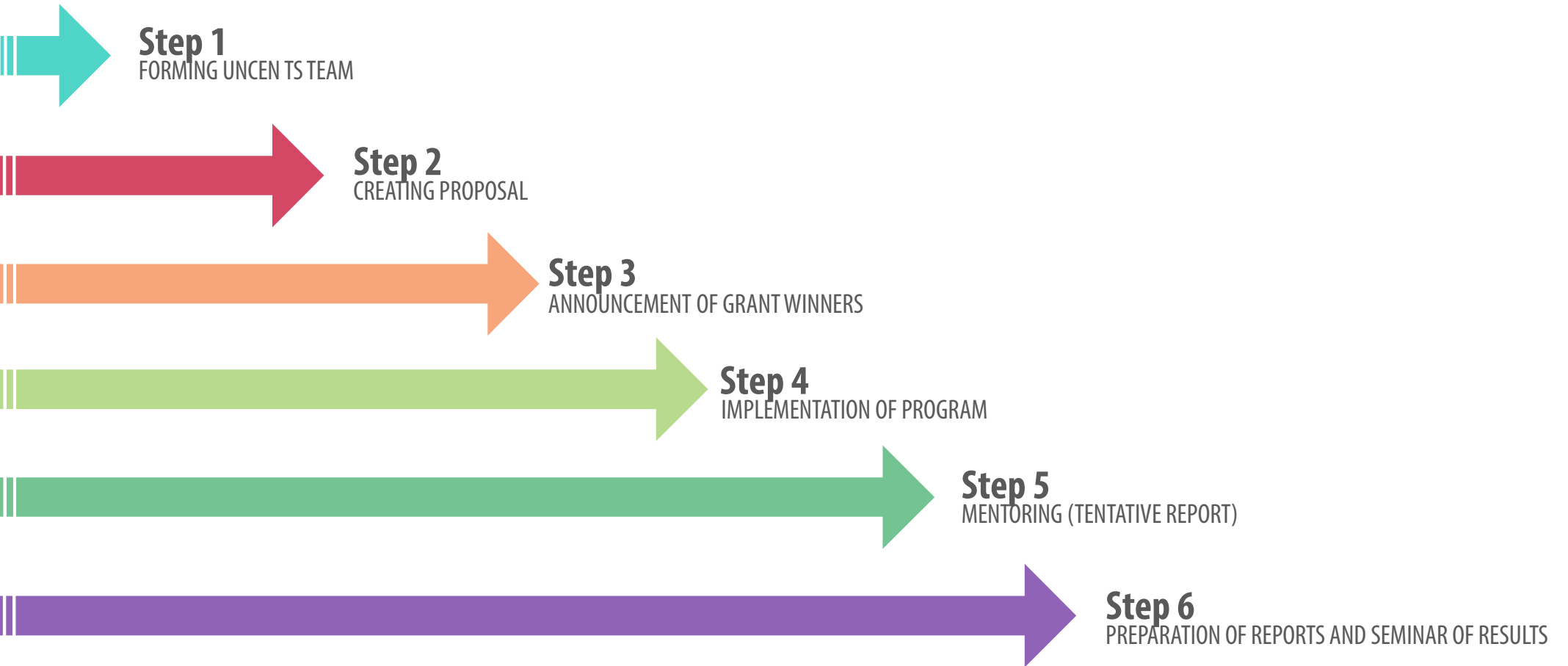


CDC Cenderawasih University establish by Rector Statute No 126/UN20/PL/2013 , 15 Februari 2013.

# CDC Office



# TS Workflow





# Our Team



**Verena Agustini**  
Head of CDC Uncen



**Dirk Runtuboi**  
Team Leader



**Remuz Kmurawak**  
Information Technology Coordinator



**Alvian Sroyer**  
Survey Coordinator



**Supiyanto**  
Data Coordinator

# Stages of Program Implementation

## preparation

data Collection & Updates alumni data

---

Making the Questionnaire

---

enumerator training

---

Deployment Preparation invitation

## implementation

Socialisation

---

Survey Filling quitionarie

---

Data collection

---

monitoring & reminder

## analysis & evaluation

Data processing

---

Data analysis

---

report

---

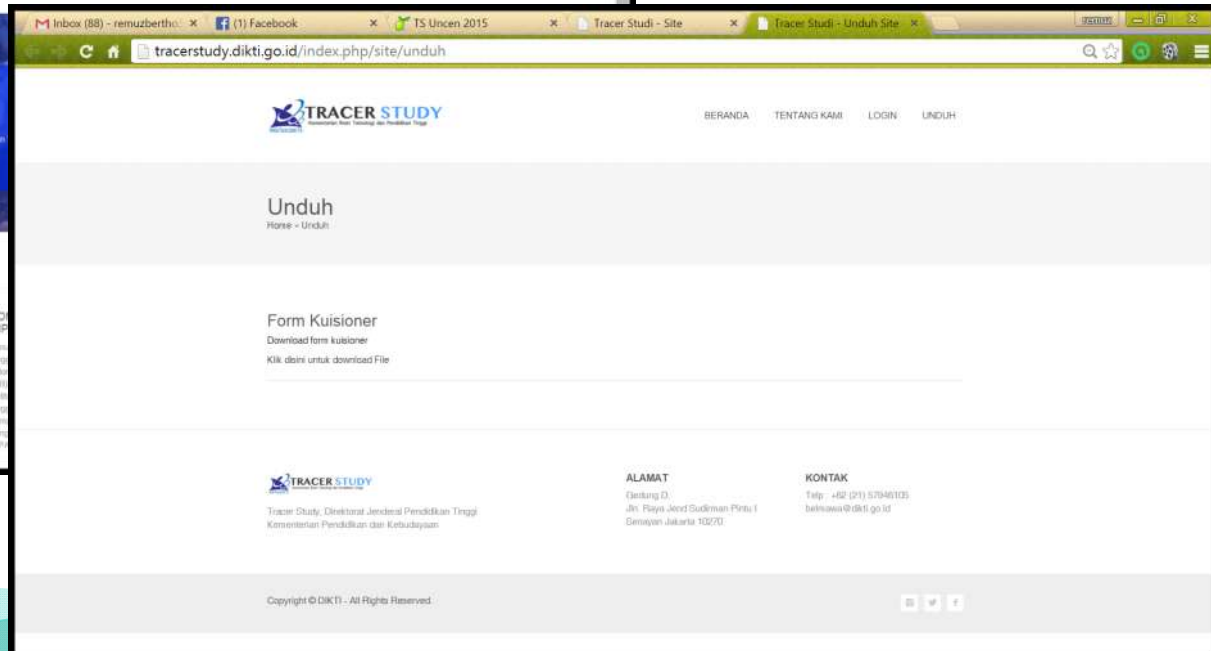
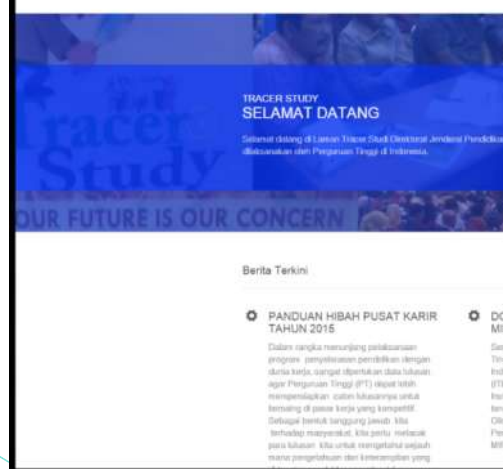
disemintion

## Total Graduates Per Faculty in 2013

<b>FACULTY</b>	<b>ALUMNAE</b>
TEACHING AND EDUCATION	325
LAW	163
SOCIAL AND POLITICAL SCIENCE	59
ECONOMICS	91
MATHEMATICS AND NATURAL SCIENCES	53
ENGINEERING	121
PUBLIC HEALTH	134
MEDICAL SCHOOL	213
<b>TOTAL</b>	<b>1159</b>

# Online Questionnaire

Questionnaire Referring to the  
Standard Questionnaire of  
Higher Education Directorate  
<http://tracerstudy.dikti.go.id/>





## Fulfillment of Questionnaire



245 online



19 phone



87 interview

351  
respondent



# Publication



## Facebook

We publish the information via Facebook CDC and University also Alumnae Groups



## Phone

We Use SMS/Phone to inform alumnae that we



## Poster/Banner

We also publish our research use banner/poster in our office



## Contact Group of Alumnae

We also Contact the Alumnae through

# Publication



Web [www.unicen.ac.id](http://www.unicen.ac.id)




Graduates Rehearsal



Traver Study Web


Reminder



Social Media



Mail

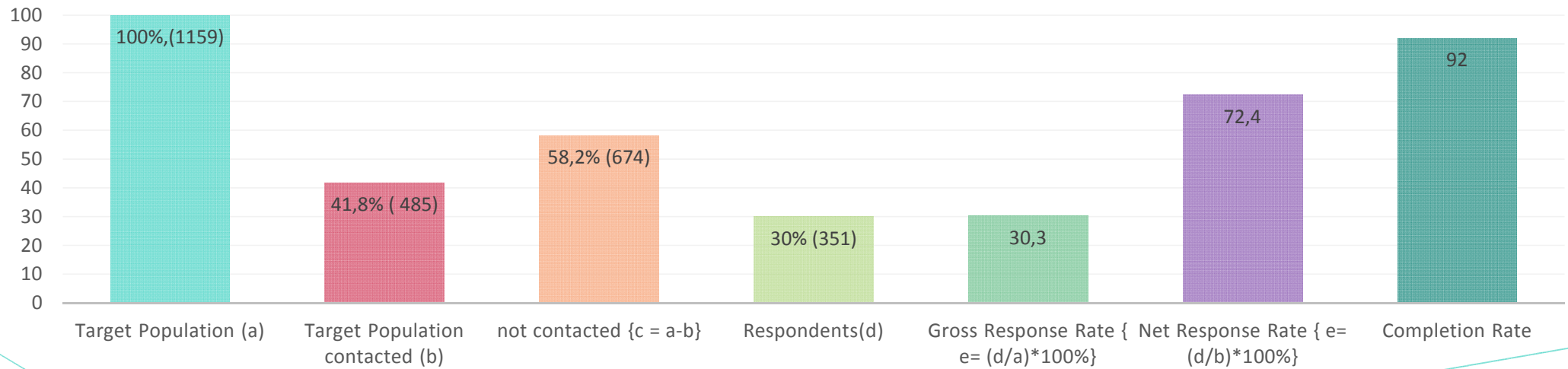


Phone

# Foto Kegiatan TS



# Statistics of Respondents





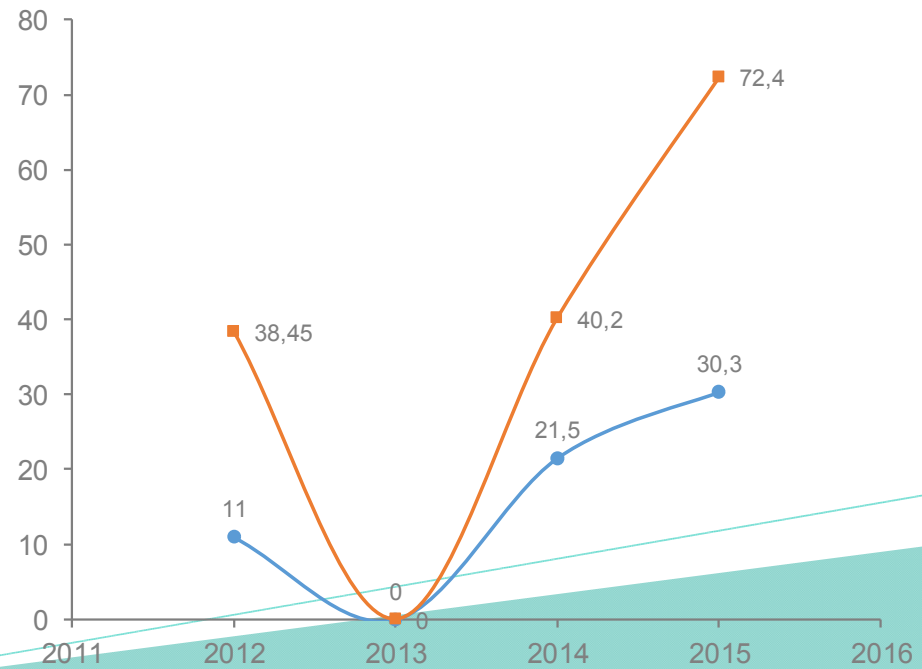
# Response Rate (2012 - 2015)

Net Response Rate  
Reminder and publication have significant impact

NRR

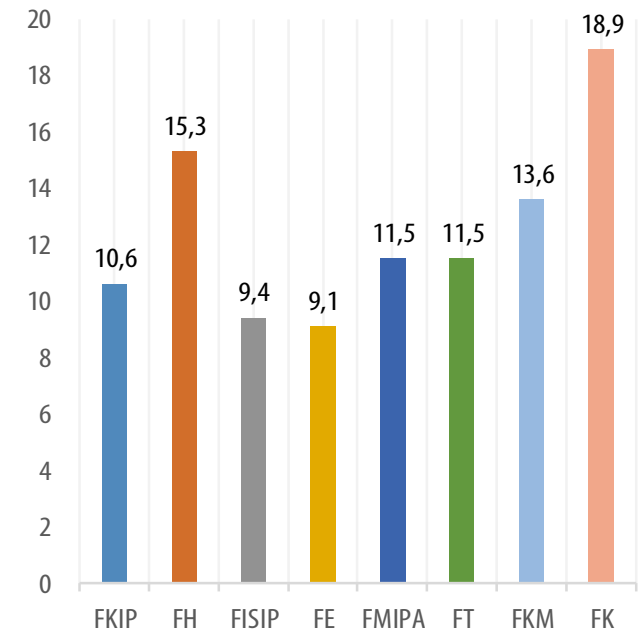
Gross Response Rate  
Main issue is the data

GRR



# Respondent Profiles

FACULTIES	TARGETS OF RESPONDENT	RESPONDENTS	PERCENTAGE OF RESPONDENT
FKIP	325	36	10,6
FH	163	52	15,3
FISIP	59	32	9,4
FE	91	31	9,1
FMIPA	53	39	11,5
FT	121	39	11,5
FKM	134	46	13,6
FK	213	64	18,9
<b>TOTAL</b>	<b>1159</b>	<b>339</b>	<b>100,0</b>





## TRANSITION TIME

When did you start looking for a job?  
Bagaimana mencari pekerjaan  
Waiting time  
How many companies / institutions / agencies that  
you are applying ?  
companies / institutions / agencies are responding



## CURRENT JOB

work at this time  
current situation?  
What kind of company / agency / institution where  
you work now?  
income each month?  
Field of Work



## VERTICAL & HORIZONTAL

Link and Match perception of the respondent



## CONTRIBUTION VS COMPETENCIES

Contribution and competencies

# Transition Time



## When did you start looking for a job?

Not Looking for a job (22,43%)

Before Graduation (5,61%) | Median 1,5 month

After Graduation (71,96%) | Median 2 months

## How many months of the time spent to obtain a first job the job?

After graduating | Median 3 months

89,1%

10,9%

Before Graduating | Median 2 months



Apply 2 (companies)



Company response :1 (companies)

## How do you look for the job?

Through advertisements in newspapers/magazines and brochures.

28,7%

Searching via the Internet / online advertising / mailing list

18%

Through relationships (e.g. teachers, parents, relatives, friends, etc)

17,4%

Apply to a company without knowing the existing vacancies.

9,3%

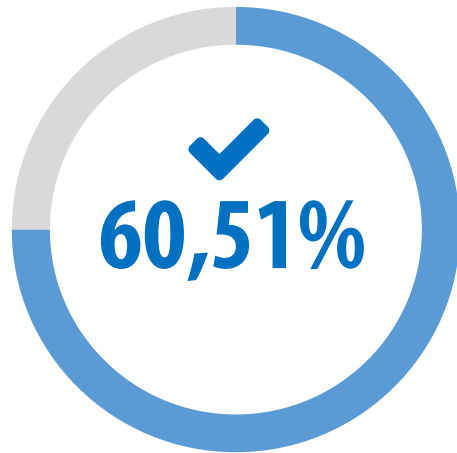
Through a work placement or internship

7,3%

## | Current Job

Do you work at this time ?

✘  
39,49%



✔  
60,51%

What kind of institution where you work now?

Government 54,7% 

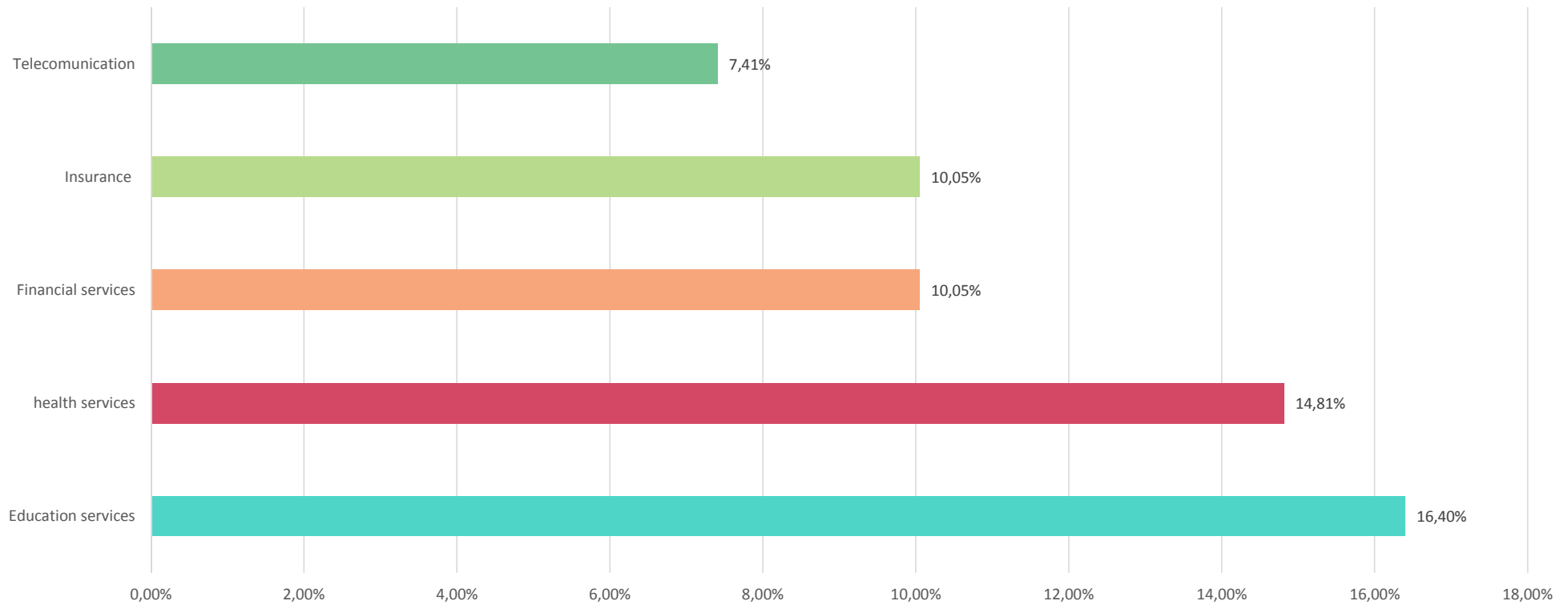
Private companies 29,5 % 

NGOs 7,9% 

Self-employed/own company 7,9% 

income each month?  
\$ Median 3.000.000 (Rupiah)

# Field of Work (KBLI)





# Vertical and Horizontal (Link and Match)

relationship between  
field of study with your job?

21,1 %	Closely Enough
33,2 %	Closely
9,5 %	Not enough closely
25,3 %	xtremely closely
11,1 %	not at all

What level of education the most  
appropriate for your current job?

- 6,56% Lower level
- 8,20% High level
- 2,19% No Need for Higher Education
- 83,06% Same level

## Vertical and Horizontal (Link and Match)

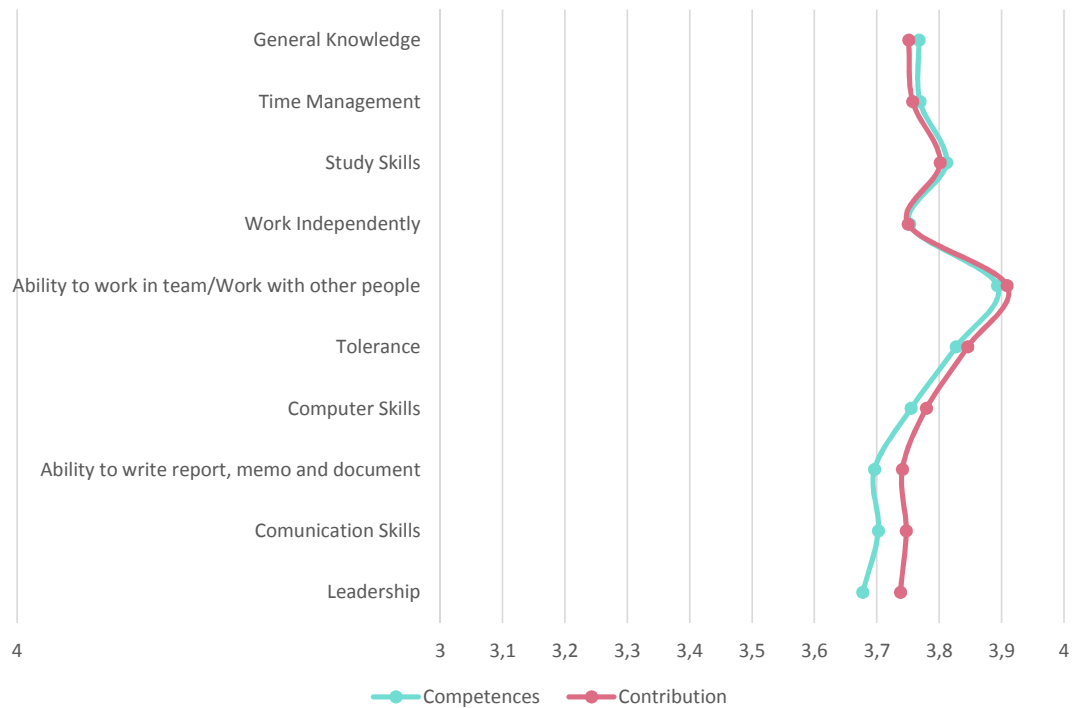
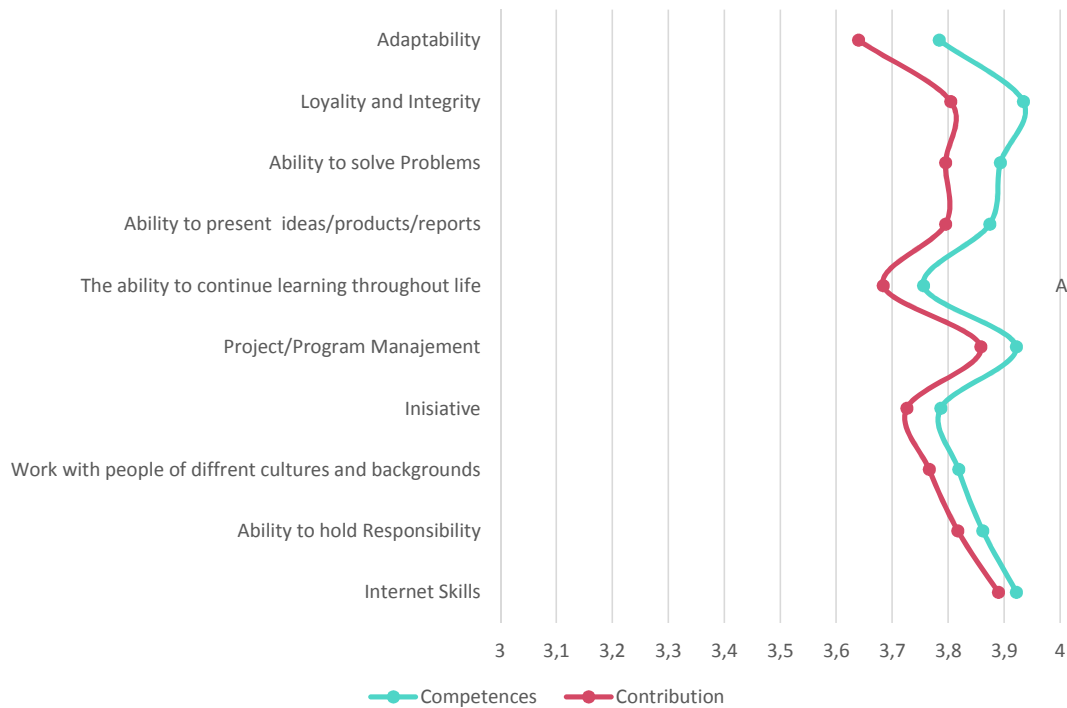
If you think that your current job is not in accordance with your education, why would you take it?

36,3% At the beginning of this career, I have to accept a job that is not related to my education level.

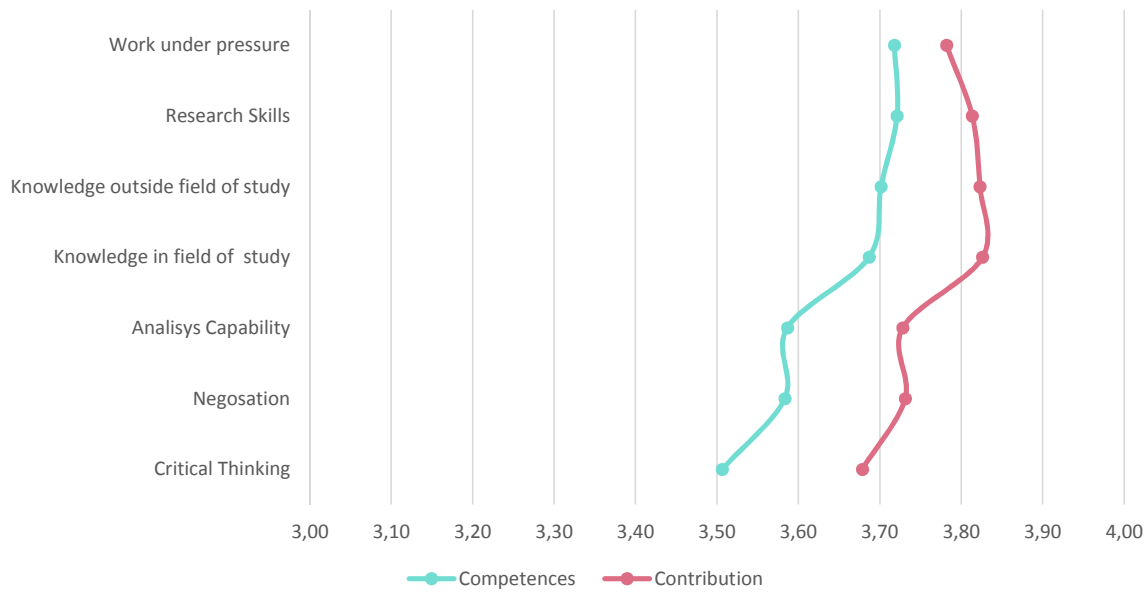
24,2% I don't have a more suitable job

12,1% In this work I gained a good career prospects.

# Competences & Contribution

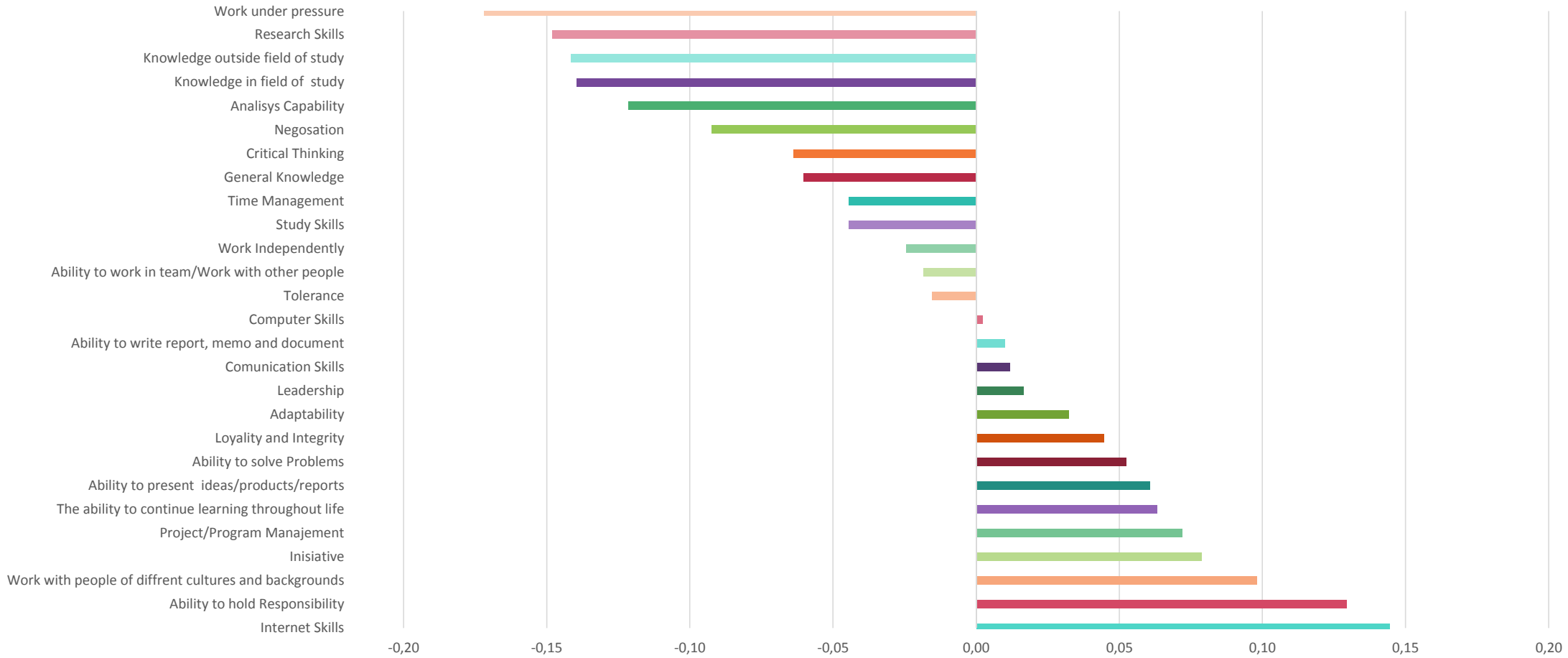


# Competences & Contribution



# Contribution

# Competences



# Result

- **Transition Time** : Banyak alumni yang baru mencari pekerjaan setelah lulus.
- **Current Job** : Government employees (Civil Servant (PNS) is still a dream job for alumni, as more promising (PNS Minded). Sebagian bekerja pada sektor pendidikan, dan pendapatan dengan median Rp.3,000,000.
- **Vertical and Horizontal issues**: There is a close relationship between field of study with your job and the level of education is appropriate with current job
- **Alumni Competence**: Internet skills, ability in holding responsibilities, working with people of different cultures and backgrounds, as well as the initiative should be noted by the Institution associated with its alumnae.

## Tracer Study Process.

- There is a gap between GRR and NRR. Factors of Gross Response Rate is Low:
  - The data is not updated at the time of graduation. → circumvented by filling out the form bio obligations on time graduation rehearsal.
  - Alumni is working at 3T areas, so there is no communication links Snowball → Group of Alumnae
  - Ada gap yg besar antara GRR dengan NRR. Faktor Gross Response Rate Rendah:
- Socialization is still not optimal, because many of alumni spread in areas with inadequate infrastructure.
- Filling a questionnaire by the interview method is very effective but is constrained problems of time, distance and cost



## • *Follow Up*

- ✓ **Socialization of TS Results (2015) at the level of Executive Board (Will be in early 2016)**
- ✓ **Adding additional parameters to the questionnaire based on the input from the Study Programs.**
- ✓ **Improvements in Alumni Database (SIMAKAD), SOP.**
- ✓ **Socialization of TS is more intense to new students, alumni candidates, as well as Alumni Association**
- ✓ **Expanding TS partners in Papua region (Other Universities in the Region Papua and West Papua**

# TS Activity



# Semiloka Tracer Study 2015





# Thanks



## CONTACT US

CDC Cenderawasih University  
Web Site: [www.cdc.unicen.ac.id](http://www.cdc.unicen.ac.id)  
E-mail: [cdc@unicen.ac.id](mailto:cdc@unicen.ac.id)